

Phonics and English Meeting KS1 Parents

Aim: to know about how we teach phonics,
reading and writing.



Reading changes everything

Teach a child to read and keep that child reading and we will change everything.

And I mean everything.

Jeanette Winterson






























What do you enjoy about reading? Do you have some favourite books?

Read Write Inc. Phonics

Read Write Inc. Phonics

Desktop Speed Sounds Chart


Speed Sounds Set 1

m 	a 	s 	d 	t 
i 	n 	p 	g 	o 
c 	k 	u 	b 	f 
e 	l 	h 	sh 	r 
j 	v 	y 	w 	th 
z 	ch 	qu 	x 	ng nk

© Oxford University Press 2016.

Speed Sounds Set 2

ay  may I play?	ee  what can you see?	igh  fly high	ow  blow the snow	oo  poo at the zoo
oo  look at a book	ar  start the car	or  shut the door	air  that's not fair	ir  what and where?
			ou  shout it out!	oy  toy for a boy

ea  cup of tea	oi  spoil the boy			
a-e  make a cake	i-e  nice smile	o-e  phone home	u-e  huge brute	aw  yawn at dawn
are  care and share	ur  bark with a purr	er  a better letter	ow  brown cow	ai  swell in the rain
oa  spot in a boat	ew  chew the stew	ire  fire, fire!	ear  hear with your ear	ure  sure it's pure


Fred Talk is used for reading and spelling



This is Fred, he is a frog that only speaks in sounds.
He helps children sound out words so that they can read and spell.
We use 'fred fingers' to identify the sounds in a word so we can blend them together.

Phonics in Year 1

- **What is the Phonics Screening Check?**
- A word-reading test at the end of Year 1
- Children read 40 words



Phonics in Year 2

In year 2 children will continue their phonics journey.

- They will read longer words.
- They will increase their fluency and speed.
- They will continue to learn spelling rules.

reaching

repeat

awful

sawdust

increase

teacher

squawking

sprawled

eagle

peanut

jigsaw

yawning

Picture Phrases and 'Special Friends'.

Each letter has a corresponding action and picture to go with it. This helps your child to remember the phonemes (sounds) better. It is multi-sensory.

ay



may I play?

2. day, play, may, way, lay, say, tray, spray

aw



yawn at dawn

3. saw, raw, law, straw, dawn, paw,
crawl, jaw, claw, yawn

Remember:
'Special Friends'
'Fred Talk'
'Read the word'

1.4

ship



Reading Nonsense words



sheb



glight



ched




teb

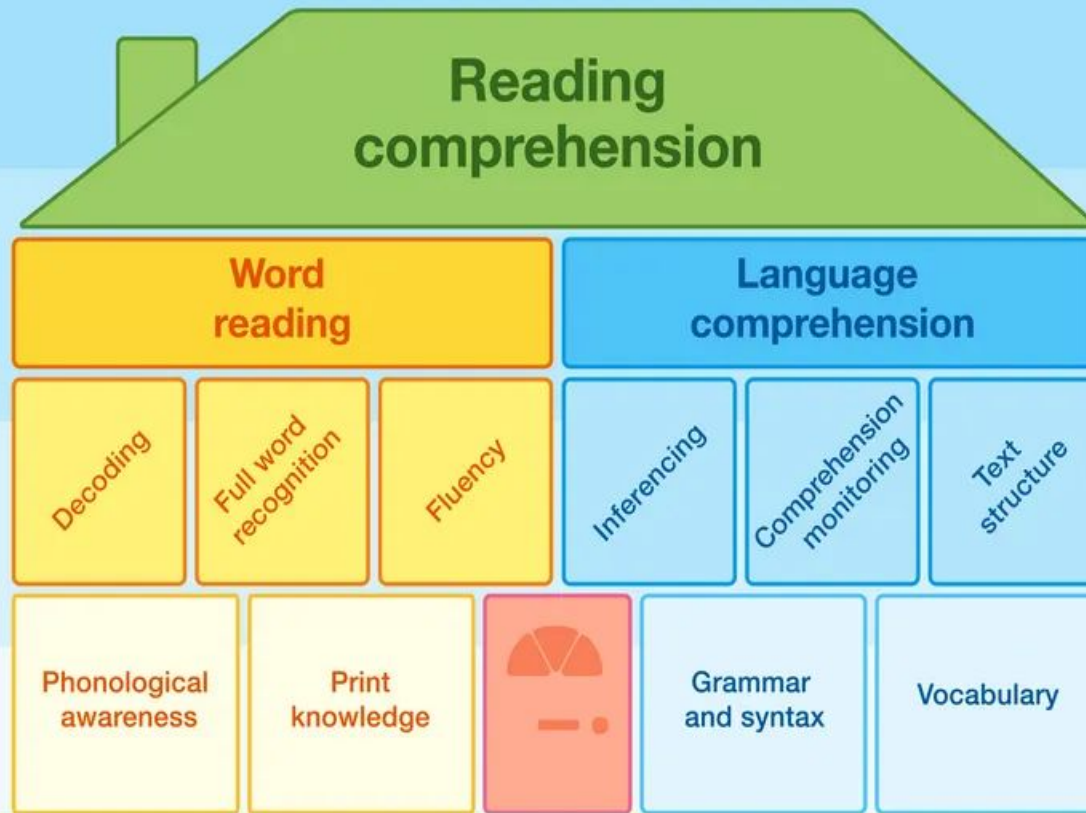
Spell the word using Fred Fingers

cake

remember to say
the word and
pinch the sound



Reading Comprehension



Reading for Pleasure

- Alongside the phonics is reading for pleasure



Why do we need to read for pleasure





Speaking and Listening



- We develop language through **conversation, discussion, show and tell, role play, drama, debates, presentations, circle time, performances, assemblies, group work, story telling, reciting poetry, formulating and answering questions in class, explaining their understanding clearly.**
- Please use skills such as playing games together and discussion at home too.


We use **Talk for Writing** to support oracy and writing

Can you retell **The Three Billy Goats Gruff?**



English Writing


- There is a strong emphasis **grammar, punctuation and spelling** (for example, the use of capital letters, full stops, and commas and apostrophes will be taught in KS1)



Word types

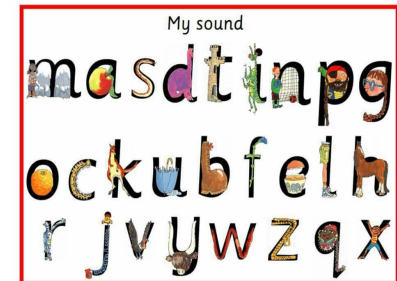
- **Nouns** – person place or thing!
- **Verbs** – A doing word (run/talk/walk)
- **Adjectives** – Describes a noun (bright/delicate)
- **Conjunctions** - Extend sentences (and/but/so)
- **Adverbs** – Describes a verb (quickly/slowly)

Children practice these through chants and daily practise




Handwriting

- Phonics teaching is closely linked to handwriting.
- There is a rhyme to match each letter (grapheme).
- Stop and remind your child if they are forming a letter incorrectly
- Correct pencil grip from an early age
- Sitting up and posture
- Praise and don't rush



My sound

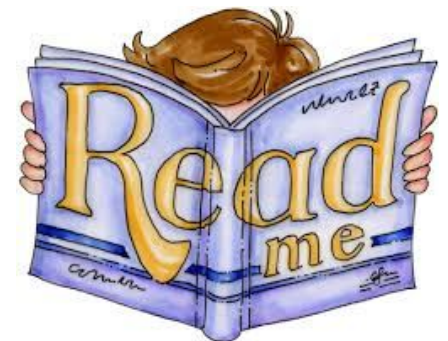


Supporting reading at School:

- We support children who may struggle at phonics
- 1:1 tutoring and small group work
- Soft start – reading / listening to all children read
- Handwriting groups
- Daily reading for pleasure
- Library areas to read quietly
- Use of e-books to support reading
- Home reading books
- Reading in all areas of learning
- Independent learners

Supporting reading at home:

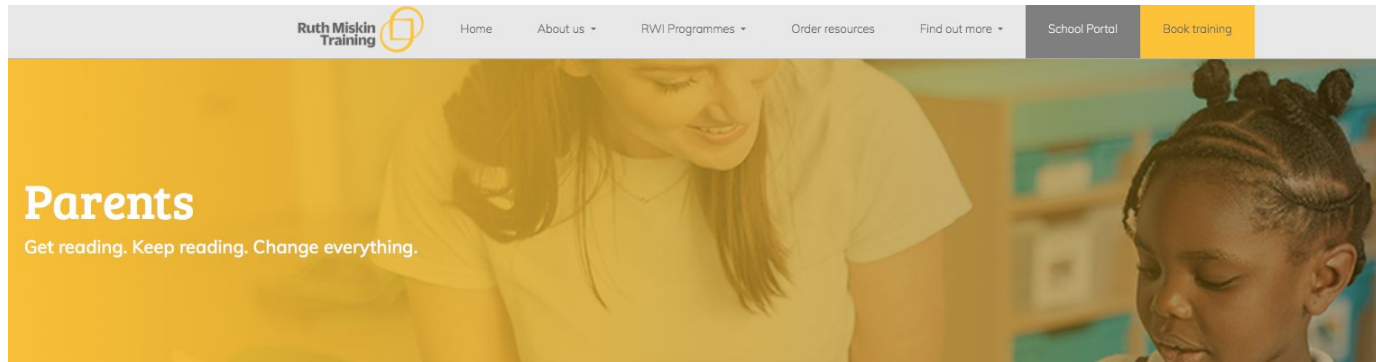
- Sharing and discussing texts together for pleasure
- Visiting the local library
- Encouraging your child to read signs around them
- Sharing your favourite childhood books / stories
- Using the internet to find out about topics that interest them
- Listening to stories or information CDs/ Online
- Selecting e-books on OxfordOwl website
- Using the school website resources to support reading



Using phonics to support reading at home

1. Use 'Special Friends' 'Fred Talk' 'read the word'
2. Practise reading sounds **speedily** - 'review, review, review'
3. Listen to your child read their storybook in their book bag **every day**
4. Complete the online homework and reading
5. Complete spelling homework also on spelling shed

Video Tutorials - links on school our website

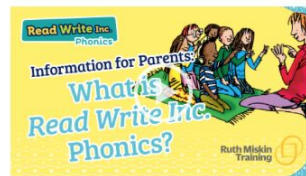
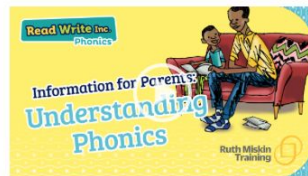


Read Write Inc. Phonics – information for parents

Our films show how we teach children to read and write with Read Write Inc. Phonics.

If your child is in a Read Write Inc. school or if you have bought a parent pack, the films will help you and your child practise together at home.

If you have a question for us, please get in touch via our [Facebook](#) and [Twitter](#) pages.



<https://www.ruthmiskin.com/parents/>

School Website for support

<https://raynhamprimaryschool.co.uk/learning/curriculum-guides/english/phonics-read-write-inc/>



English

English

Phonics – Read Write Inc.

Maths

Science

Geography

History

Computing

PSHE / SMSC

Art & Design

[Home](#) > [Learning](#) > [Curriculum](#) > [English](#) > [Phonics – Read Write Inc.](#)

Phonics – Read Write Inc.



We use Read Write Inc. Phonics programme to teach our children to read, write and spell.

Parent information:

[RWI parents handout](#)

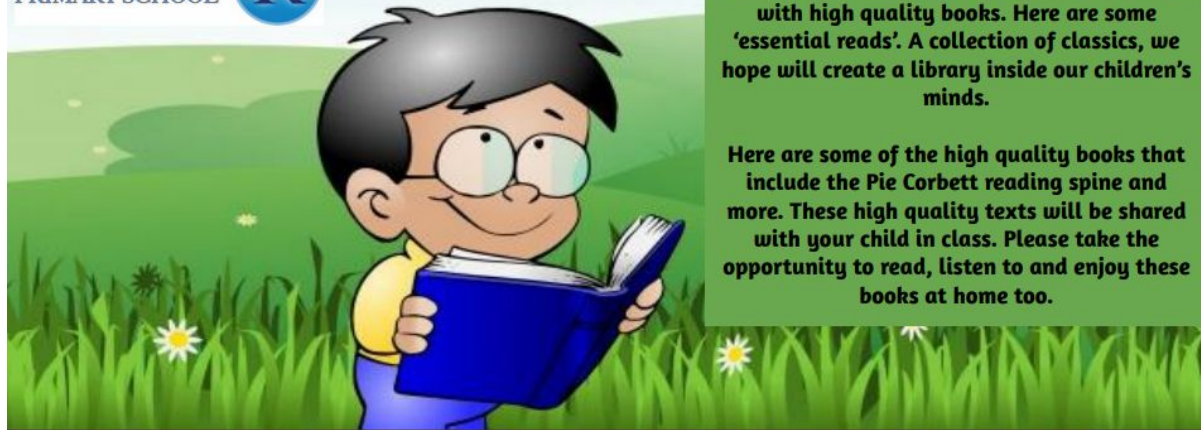
Visit the parent pages on the Ruth Miskin Training website go to:

Our Virtual library

Find this on our website

Welcome to our Virtual Library




Click on a link and enjoy the story.




We want Raynham to be a place where children are read to, enjoy, discuss and work with high quality books. Here are some 'essential reads'. A collection of classics, we hope will create a library inside our children's minds.

Here are some of the high quality books that include the Pie Corbett reading spine and more. These high quality texts will be shared with your child in class. Please take the opportunity to read, listen to and enjoy these books at home too.

Nursery



Dear Zoo



Story Time with Mrs Trott

Please click on the videos for the latest stories.



Online resources available

Ruth Miskin Parents' Page:

<http://www.ruthmiskin.com/en/parents/>

Ruth Miskin Facebook:

<https://www.facebook.com/miskin.education>

Free e-books for home reading:

<http://www.oxfordowl.co.uk/Reading/>

Playing phonics games online:

<https://www.phonicsbloom.com/uk/game/odd-and-bob?phase=5#>